

FRAMED LightPanel™ System

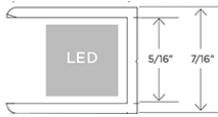
The **FRAMED** LightPanel™ System was designed for finished applications where the LED light panel would be visible and a finished profile is required.

The **FRAMED** LightPanel™ offers finished aluminum profiles starting at 1/4" thin. This unique design provides an ultra-slim sheet of light with a finished aluminum edge to offer quick solutions for applications where time is of the essence.

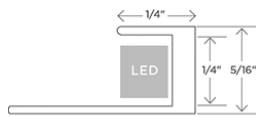
The **FRAMED** LightPanel™ can be used in a number of behind the scenes and production applications:

Branding, Logos and Signage, Backlit Artwork, Retail, Healthcare, Residential, Commercial Interior, Custom Fixtures, Artistic Lit Walls and Art Installation.

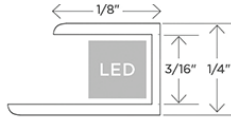
ALUMINUM FRAME OPTIONS AVAILABLE:



**C SHAPED CHANNEL
FRAME 7/16"**



**J SHAPED CHANNEL
FRAME 5/16"**



**J SHAPED CHANNEL
FRAME 1/4"**



General Specifications

LIGHT WEB TECHNOLOGY™:

3D etched patterns to evenly distribute light throughout the panel. Patterns available are GRID, DOT and MICRODOT™

ACRYLIC:

Optical Grade
Cell CastDiamond
Polished Edges

MAXIMUM SIZE:

(A) 157" X 63" - 13'-1" X 5'-3"
(B) 118" X 78" - 9'-10" X 6'-6"

MINIMUM SIZE:

1" X 2" (Ideal for Cove and Accent Lighting)

THICKNESS:

*Thickness is determined by frame profile and shape

LONG LIFE:

Over 50,000 hours = Nearly 12 years based on 12 hours a day. Once installed, the LightPanel™ System is virtually maintenance free.

WATTAGE:

2.2 W/Ft. - 12V / 24V Standard Power
4.4 W/ Ft. - 12V - High Power
6 W/ Ft. - 24V - High Power

*ask eos specialist for information on 4400k, RGB, RGBW and Color Tuning options.

POWER OUTPUT:

12VDC or 24VDC

INPUT VOLTAGE:

100V TO 480V

DIMMABLE:

The system is dimmable to <10% when matched with Dimmable Power Supplies
*hardwired MLV, 0-10V, or remote control plug in.

COMPATIBILITY:

USB Compatible.
* Max. Size 40" X 40"

LEDs:

ANSI Binned LEDs from Tier 1 Suppliers

LED CRI > 80

LED CRT - 2400K - 7500K

DAMP LOCATION:

Damp Location Rated when driven with a Class 2 Power Supply

TAPING:

Moisture Resistant Foil Backed Framing Tape on all sides prior to framing.

*Optional Specifications Available for Seamless Applications

BACKING MATERIAL:


Industrial Mil Pearlescent Heat-Bonded Reflective Backing Material.

APPROVALS AND CERTIFICATIONS:

The LightPanel™ System is UL approved. All power supplies are UL / ETL listed.

SERVICE AND INSTALLATION:

Field Serviceable, typically LEDs can be replaced in the field. The LightPanel™ System can be predrilled by our production team with customer's specifications.



Optional Specifications

ILLUMINATED FACES:

Single and Dual-Sided Illumination

FRAMING OPTIONS:

Frame profiles J and C shapes. Powder Coating for custom colors is available upon request.

MULTIPLE PANEL MOUNTING OPTIONS:

- a. Z Clips
- b. Stand Offs
- c. Pre-Drilled
- d. All are drillable on site
- e. Key-Hole Frames
- f. Mirror Clips
- g. Pendant Cable Mounts

COLOR TEMPERATURES:

2400K	4800K
2700K	5300K
3500K	6500K
4000K	7500K UV (Ultraviolet)
4400K	

ALUMINUM FRAME PROFILE OPTIONS:

- C Shaped Channel Frame (7/16" Total Thickness)
- J Shaped Channel Frame (1/4" and 5/16" total thickness).

ADDITIONAL FEATURES:

Standard 12V / 24V Standard Power or 12V / 24V High Power depending on the application

COMPATIBLE POWER SUPPLIES:

DMX-Compatible
 DALI Accessible
 Magnetic Low Voltage
 Remote Control In-Line Dimmer
 0-10V Dimmable
 Electronic Static

APPROVALS AND CERTIFICATIONS:



5855 Uplander Way, Suite A | Culver City, CA 90230 | P 310.616.5070 | F 310.616.5056 | info@lightwithart.com

Product Specification Ordering Form

NAME:	PROJECT NAME:	ADDRESS:
PHONE:	PROJECT LOCATION:	CITY:
EMAIL:	ANTICIPATED DELIVERY DATE:	ZIP CODE:
COMPANY NAME:	PROJECT ARCHITECT:	FREIGHT METHOD:

	A	B	C1	C2	D	E	F	G	H	I	J	K	L	M
QTY	PANEL TYPE	LED POWER	DIMENSIONS TOP SIDE		COLOR TEMP	PANEL THICKNESS	DIFFUSER	WATER-PROOF	LED SIDES	CORD COLOR	CORD LENGTH	UL RATING	CORD LOCATION	POWER SUPPLY
5	LP	SP-12V	48	50	2700	0.25	NO	YES	4SL	BC	ST	UL	TL	DHW

EXAMPLE:

A	-	B	-	C1	x	C2	-	E	-	F	-	G	-	H	-	I	-	J	-	K	-	L	-	M	SITE VOLTAGE:		
↓		↓		↓		↓		↓		↓		↓		↓		↓		↓		↓		↓		↓			
LP	-	SP-12V	-	108	x	60	-	0.25	-	NO	-	YES	-	4SL	-	BC	-	ST	-	UL	-	TL	-	DHW			

KEY:

A. PANEL TYPE

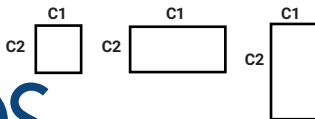
- LP - BASIC** LightPanel™
- LF - FRAMED**
LightPanel™ with C Channel 7/16"
LightPanel™ with J1 Channel 1/4"
LightPanel™ with J2 Channel 5/16"
- LF - MEDIA FRAME**
GRAPHIX LightPanel™ -3/4" x 3/4" Snap Frame
IMAGEART LightPanel™ -1 -3/8" x 15/16" Snap Frame
IMAGEART -2 LightPanel™ with SF3 Snap Frame
WINDOW LightPanel™ with SF4 Snap Frame
ACRYLIC LightPanel™ with Acrylic Overlay Frame
MAGNETIC LightPanel™ with Magnetic Frame
FABRIK LightPanel™ with Fabric Light Box
SKY LightPanel™ with Suspended Frame
- CP - CRYSTAL** LightPanel™
- CF - CRYSTAL** LightPanel™ with C Channel 7/16"

B. LED POWER

- SP-12V** - 12V Standard Power
- SP-24V** - 24V Standard Power
- HP-12V** - 12V High Power
- HP-24V** - 24V High Power

C. DIMENSIONS (GENERATED BY CLIENT)

- C1-** Top Dimension
- C2-** Side Dimension
- * For shapes indicated below, shapes that are not illustrated are considered custom and require CAD



D. COLOR TEMP

- 2400** - 2400K
- 2700** - 2700K
- 3500** - 3500K
- 4000** - 4000K
- 4400** - 4400K
- 4800** - 4800K
- 5300** - 5300K
- 6500** - 6500K
- 7500 UV** - 7500K (Ultraviolet)
- RGB** - Color Changing
- RGBW** - Color Changing + White
- CT-** Color Tuning

E. PANEL THICKNESS

*Thickness is automatically determined by panel shape, size, color temperature, power output and application.

F. OPTIONAL 2MM DIFFUSION COVER

- Y-**Yes
- N-**No

G. WATERPROOF

- Y-**Yes
- N-**No

H. LED SIDES

- 1SL** - One Side
- 2SL** - Two Sides
- 3SL** - Three Sides
- 4SL** - Four Sides

I. POWER CORD COLOR

- BC** - Black
- WC** - White

J. POWER CORD LENGTH

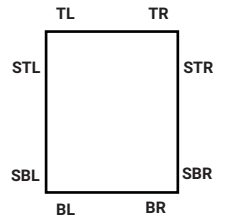
- ST** - Standard -9.8 ft.
- CT** - Custom Length ____ ft.

K. UL RATING

- UL** - Architectural Lighting
- UR** - Signage

L. POWER CORD EXIT

- TL** - Top Left Corner
- TR** - Top Right Corner
- STL** - Side Top Left Corner
- STR** - Side Top Right Corner
- BL** - Bottom Left Corner
- BR** - Bottom Right Corner
- SBL** - Side Bottom Left Corner
- SBR** - Side Bottom Right Corner



M. POWER SUPPLY INFO

- PI** - Plug In, DC Jack
- DPI** - Dimmable Plug in w/ remote
- HW** - Hardwired, Bare
- DHW** - Dimmable Hardwired
- REM** - RGB Remote Control
- DMX** - DMX /DALI

