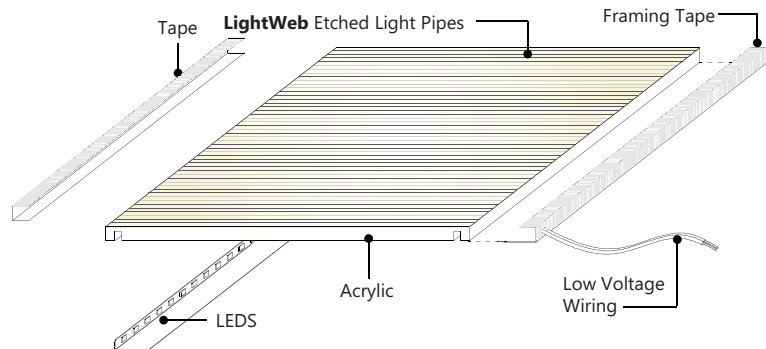


ARCHITECTURAL MILLWORK LightPanel™ System

The **ARCHITECTURAL MILLWORK** LightPanels™ are slim LED LightPanel™ strips designed exclusively for custom cabinets, doors, windows, mouldings, alcoves and accent lighting. The thin LED LightPanel™ strips distribute light evenly, eliminating hot spots otherwise visible with tape lighting.

The **ARCHITECTURAL MILLWORK** LightPanel™ System can be integrated to architect's and designer's specifications for any style of custom woodwork from historical restoration to contemporary design.



General Specifications

LIGHT WEB TECHNOLOGY™:

3D etched patterns to evenly distribute light throughout the panel. Patterns available are GRID, DOT and MICRODOT™

MAXIMUM SIZE:

6" X 157" - 6" X 13'-1"

MINIMUM WIDTH:

1" - 2" (Width)

THICKNESS:

1/4" - 1/2"

*Thickness is determined by panel shape, size and color temperature.

LONG LIFE:

Over 50,000 hours = Nearly 12 years based on 12 hours a day. Once installed, the LightPanel™ System is virtually maintenance free.

WATTAGE:

4.3 W/Ft. - 12V / 24V Standard Power

8.6 W/Ft. 12V High Power Double Strand (HPDS)

5 W/ Ft. - 24V - High Power

*ask eos specialist for information on 4400k, RGB, RGBW and Color Tuning options.

POWER OUTPUT:

12VDC or 24VDC Standard and High Power

INPUT VOLTAGE:

100V TO 480V

DIMMABLE:

The system is dimmable to <10% when matched with Dimmable Power Supplies

*hardwired MLV, 0-10V, or remote control plug in.

LEDs:

ANSI Binned LEDs from Tier 1 Suppliers

LED CRI > 80

LED CRT - 2400K - 7500K

DAMP LOCATION:

All Panels are Damp Location Rated when driven with a Class 2 Power Supply

HOSPITAL AND MRI SAFE:

The system contains non ferrous materials, making the LightPanel™ safe for MRI suites. The LightPanel™ Power supply must be installed remotely, up to 30 feet from the application.

SERVICE AND INSTALLATION:


The LightPanel™ is field serviceable, typically LEDs can be replaced in the field. The LightPanel™ System can be predrilled by our production team with customer's specifications.

All **ARCHITECTURAL MILLWORK** LightPanel™ oversized pieces may need special handling.

ARCHITECTURAL MILLWORK

COLOR LightPanel™ System

The COLOR LightPanel™ System offers Red, Green, Blue and Optional White (RGB or RGBW) LEDs on the same chip allowing lighting designers the ability to change colors in their design. The colors can be adjusted to any Pantone selected by the designer allowing versatility and imaginative applications.



WATTAGE:

4 W/Ft. - RGB - 12V / 24V Standard Power
4 W/ Ft. - RGBW- 24V - High Power

Optional Specifications

USB COMPATIBLE:

* Max. Size 40" X 40"

MULTIPLE PANEL MOUNTING OPTIONS (NOT PROVIDED BY eos):

- a. Z Clips
- b. Stand Offs
- c. Pre-Drilled holes by factory
- d. All are drillable on site
- e. Key-Hole Frames
- f. Mirror Clips
- g. Pendant Cable Mounts

COLOR TEMPERATURES

2400K	4800K
2700K	5300K
3000K	6500K
3500K	7500K
4000K	UV (Ultraviolet)
4400K	RGB
	RGBW

COMPATIBLE POWER SUPPLIES:

DMX-Compatible
DALI Compatible
Magnetic Low Voltage
Remote Control In-Line Dimmer
0-10V Dimmable
Electronic Static

APPROVALS AND CERTIFICATIONS:

The LightPanel™ System is UL listed for Architectural applications and UL recognized for signage. All power supplies are UL / ETL listed.



CUSTOM AND CURVED SHAPES AVAILABLE UPON REQUEST.

Product Specification Ordering Form

NAME:	PROJECT NAME:	ADDRESS:
PHONE:	PROJECT LOCATION:	CITY:
EMAIL:	ANTICIPATED DELIVERY DATE:	ZIP CODE:
COMPANY NAME:	PROJECT ARCHITECT:	FREIGHT METHOD:

	A	B	C1	C2	D	E	F	G	H	I	J	K	L	M
QTY	PANEL TYPE	LED POWER	DIMENSIONS (INCHES) TOP SIDE		COLOR TEMP	DIFFUSER	WATER-PROOF	LED SIDES	CORD COLOR	CORD LENGTH	UL RATING	CORD LOCATION	POWER SUPPLY	IF CURVED PANEL SPECIFY RADIUS (INCHES)
5	LP	SP-12V	48	50	2700	NO	YES	4SL	BC	ST	UL	TL	DHW	20

EXAMPLE:

A	B	C1	X	C2	D	E	F	G	H	I	J	K	L	M	SITE VOLTAGE:
↓	↓	↓		↓	↓	↓	↓	↓	↓	↓	↓	↓	↓	↓	
LP	SP-12V	108	X	60	2700	NO	YES	4SL	BC	ST	UL	TL	DHW	20	

KEY:

A. PANEL TYPE

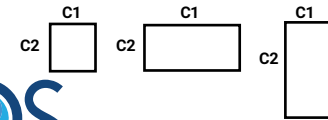
- LP - BASIC** LightPanel™
- LF - FRAMED**
LightPanel™ with C Channel 7/16"
LightPanel™ with J1 Channel 1/4"
LightPanel™ with J2 Channel 5/16"
- LF - MEDIA FRAME**
GRAPHIX LightPanel™ -3/4" x 3/4"
SLIM IMAGEART LightPanel™ -1 - 3/8" x 15/16"
IMAGEART LightPanel™ -1 - 3/8" x 1- 1/4"
WINDOW LightPanel™ with Square Profile
ACRYLIC LightPanel™ with Clear Acrylic Frame
MAGNETIC LightPanel™ with Magnetic Frame
FABRIK LightPanel™ eos Fabric Light Box
SKY LightPanel™ - Suspended Frame
- CP - CRYSTAL** LightPanel™
- CF - CRYSTAL** LightPanel™ with C Channel 7/16"
- AM-LP** Architectural Millwork LightPanel™

B. LED POWER

- SP-12V** - 12V Standard Power
- SP-24V** - 24V Standard Power
- HP-12V** - 12V High Power
- HP-24V** - 24V High Power

C. DIMENSIONS (GENERATED BY CLIENT)

- C1**- Top Dimension
- C2**- Side Dimension
- * For shapes indicated below, shapes that are not illustrated are considered custom and require CAD



D. COLOR TEMP

- 2400** - 2400K
- 2700** - 2700K
- 3000** - 3000K
- 3500** - 3500K
- 4000** - 4000K
- 4400** - 4400K
- 4800** - 4800K
- 5300** - 5300K
- 6500** - 6500K
- 7500** - 7500K
- UV** - Ultraviolet
- RGB** - Color Changing
- RGBW** - Color Changing + White
- CT**- Color Tuning

E. OPTIONAL 2MM DIFFUSION COVER

- Y**-Yes
- N**-No

F. WATERPROOF

- Y**-Yes
- N**-No

G. LED SIDES

- 1SL** - One Side
- 2SL** - Two Sides
- 3SL** - Three Sides
- 4SL** - Four Sides

H. POWER CORD COLOR

- BC** - Black
- WC** - White

I. POWER CORD LENGTH

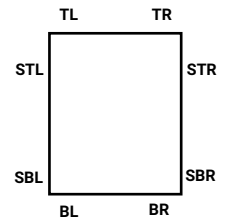
- ST** - Standard -9.8 ft.
- CT** - Custom Length ____ ft.

J. UL RATING

- UL** - Architectural Lighting
- UR** - Signage

K. POWER CORD EXIT

- TL** - Top Left Corner
- TR** - Top Right Corner
- STL** - Side Top Left Corner
- STR** - Side Top Right Corner
- BL** - Bottom Left Corner
- BR** - Bottom Right Corner
- SBL** - Side Bottom Left Corner
- SBR** - Side Bottom Right Corner



L. POWER SUPPLY INFO

- PI** - Plug In, DC Jack
- DPI** - Dimmable Plug in w/ remote
- HW** - Hardwired, Bare
- DHW** - Dimmable Hardwired
- REM** - RGB Remote Control
- DMX** - DMX /DALI
- 0-10V** - 0-10V Dimmable Hardwire
- MAG** - Magnetic Dimmable Hardwire

M. CURVED LightPanel™ Radius

*Indicate Radius in inches

