

CUSTOM SHAPE LightPanel™ System

The **CUSTOM SHAPE** LightPanel™ can accommodate any flat shape up to maximum panel size including ovals, diamonds, triangles, channel letter, logos and small radius curves. Available in all white color temperatures, color changing and clear (dual-sided illumination) options.

The **CUSTOM SHAPE** LightPanel™ allows designers to back light custom shapes in a number of applications:

Branding, Logos, Signage, Custom Fixtures, Custom Art Display, Hospitality, Retail, Healthcare, Bars, Restaurants, Spas, Commercial Interior and Commercial Exterior



**AutoCAD for custom shapes drawings are provided by designers.
If AutoCAD drawings are not available, our team can help with customization.*



General Specifications

LIGHT WEB TECHNOLOGY™:

3D etched patterns to evenly distribute light throughout the panel. Patterns available are GRID, DOT and MICRODOT™

MAXIMUM SIZE:

(A) 157" X 63" - 13'-1" X 5'-3"
(B) 118" X 78" - 9'-10" X 6'-6"

MINIMUM SIZE:

1" X 2" (Ideal for Cove and Accent Lighting)

THICKNESS:

*Thickness is determined by panel shape, size and color temperature.

LONG LIFE:

Over 50,000 hours = Nearly 12 years based on 12 hours a day. Once installed, the LightPanel™ System is virtually maintenance free.

WATTAGE:

4.3 W/Ft. - 12V / 24V Standard Power
8.6 W/Ft. 12V High Power Double Strand (HPDS)
5 W/ Ft. - 24V - High Power

*ask eos specialist for information on 4400k, RGB, RGBW and Color Tuning options.

POWER OUTPUT:

12VDC or 24VDC

INPUT VOLTAGE:

100V TO 480V

DIMMABLE:

The system is dimmable to <10% when matched with Dimmable Power Supplies *hardwired MLV, 0-10V, or remote control plug in.

LEDs:

ANSI Binned LEDs from Tier 1 Suppliers
LED CRI > 80

LED CRT - 2400K - 7500K

DAMP LOCATION:


All panels are damp Location Rated when driven with a Class 2 Power Supply

HOSPITAL AND MRI SAFE:

The system contains non ferrous materials, making the LightPanel™ safe for MRI suites. The LightPanel™ Power supply must be installed remotely, up to 30 feet from the application.

SERVICE AND INSTALLATION:

Field Serviceable, typically LEDs can be replaced in the field. The LightPanel™ System can be predrilled by our production team with customer's specifications.



Optional Specifications

MULTIPLE PANEL MOUNTING OPTIONS (NOT PROVIDED BY eos):

- a. Z Clips
- b. Stand Offs
- c. Pre-Drilled
- d. All are drillable on site
- e. Key-Hole Frames
- f. Mirror Clips
- g. Pendant Cable Mounts

COLOR TEMPERATURES:

| | |
|-------|----------------------------|
| 2400K | 4800K |
| 2700K | 5300K |
| 3000K | 6500K |
| 3500K | 7500K |
| 4000K | UV (Ultraviolet) |
| 4400K | RGB, RGBW and Color Tuning |

ADDITIONAL FEATURES:

Standard 12V Power or 24V High Power depending on the application.

COMPATIBLE POWER SUPPLIES:

DMX-Compatible
 DALI Accessible
 Magnetic Low Voltage
 Remote Control In-Line Dimmer
 0-10V Dimmable
 Electronic Static

APPROVALS AND CERTIFICATIONS:

The LightPanel™ System is UL listed for Architectural applications and UL recognized for signage. All power supplies are UL / ETL listed.



Product Specification Ordering Form

| | | |
|-------|---------------|----------|
| NAME: | PROJECT NAME: | ADDRESS: |
|-------|---------------|----------|

| | | |
|--------|-------------------|-------|
| PHONE: | PROJECT LOCATION: | CITY: |
|--------|-------------------|-------|

| | | |
|--------|----------------------------|-----------|
| EMAIL: | ANTICIPATED DELIVERY DATE: | ZIP CODE: |
|--------|----------------------------|-----------|

| | | |
|---------------|--------------------|-----------------|
| COMPANY NAME: | PROJECT ARCHITECT: | FREIGHT METHOD: |
|---------------|--------------------|-----------------|

| | A | B | C1 | C2 | D | E | F | G | H | I | J | K | L | M |
|-----|------------|-----------|---------------------------------|----|------------|----------|-------------|-----------|------------|-------------|-----------|---------------|--------------|---|
| QTY | PANEL TYPE | LED POWER | DIMENSIONS (INCHES) TOP SIDE | | COLOR TEMP | DIFFUSER | WATER-PROOF | LED SIDES | CORD COLOR | CORD LENGTH | UL RATING | CORD LOCATION | POWER SUPPLY | IF CURVED PANEL SPECIFY RADIUS (INCHES) |
| 5 | LP | SP-12V | 48 | 50 | 2700 | NO | YES | 4SL | BC | ST | UL | TL | DHW | 20 |
| | | | | | | | | | | | | | | |
| | | | | | | | | | | | | | | |

EXAMPLE:

| | | | | | | | | | | | | | | | | | | | | | | | | | | | | |
|----|---|--------|---|-----|---|----|---|------|---|----|---|-----|---|-----|---|----|---|----|---|----|---|----|---|-----|---|----|---------------|--|
| A | - | B | - | C1 | x | C2 | - | D | - | E | - | F | - | G | - | H | - | I | - | J | - | K | - | L | - | M | SITE VOLTAGE: | |
| ↓ | | ↓ | | ↓ | | ↓ | | ↓ | | ↓ | | ↓ | | ↓ | | ↓ | | ↓ | | ↓ | | ↓ | | ↓ | | ↓ | | |
| LP | | SP-12V | | 108 | x | 60 | | 2700 | | NO | | YES | | 4SL | | BC | | ST | | UL | | TL | | DHW | | 20 | | |

KEY:

A. PANEL TYPE

- LP - BASIC** LightPanel™
- LF - FRAMED**
LightPanel™ with C Channel 7/16"
LightPanel™ with J1 Channel 1/4"
LightPanel™ with J2 Channel 5/16"
- LF - MEDIA FRAME**
GRAPHIX LightPanel™ -3/4" x 3/4"
SLIM IMAGEART LightPanel™ -1 - 3/8" x 15/16"
IMAGEART LightPanel™ -1 - 3/8" x 1 - 1/4"
WINDOW LightPanel™ with Square Profile
ACRYLIC LightPanel™ with Clear Acrylic Frame
MAGNETIC LightPanel™ with Magnetic Frame
FABRIK LightPanel™ eos Fabric Light Box
SKY LightPanel™ - Suspended Frame
- CP - CRYSTAL** LightPanel™
- CF - CRYSTAL** LightPanel™ with C Channel 7/16"

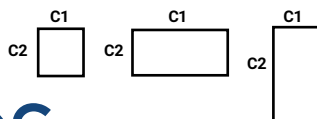
B. LED POWER

- SP-12V** - 12V Standard Power
- SP-24V** - 24V Standard Power
- HP-12V** - 12V High Power
- HP-24V** - 24V High Power

C. DIMENSIONS (GENERATED BY CLIENT)

- C1**- Top Dimension
- C2**- Side Dimension

* For shapes indicated below, shapes that are not illustrated are considered custom and require CAD



D. COLOR TEMP

- 2400** - 2400K
- 2700** - 2700K
- 3000** - 3000K
- 3500** - 3500K
- 4000** - 4000K
- 4400** - 4400K
- 4800** - 4800K
- 5300** - 5300K
- 6500** - 6500K
- 7500** - 7500K
- UV** - Ultraviolet
- RGB** - Color Changing
- RGBW** - Color Changing + White
- CT**- Color Tuning

E. OPTIONAL 2MM DIFFUSION COVER

- Y**-Yes
- N**-No

F. WATERPROOF

- Y**-Yes
- N**-No

G. LED SIDES

- 1SL** - One Side
- 2SL** - Two Sides
- 3SL** - Three Sides
- 4SL** - Four Sides

H. POWER CORD COLOR

- BC** - Black
- WC** - White

I. POWER CORD LENGTH

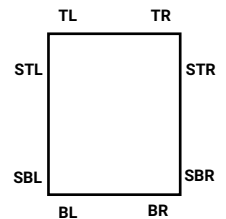
- ST** - Standard -9.8 ft.
- CT** - Custom Length ____ ft.

J. UL RATING

- UL** - Architectural Lighting
- UR** - Signage

K. POWER CORD EXIT

- TL** - Top Left Corner
- TR** - Top Right Corner
- STL** - Side Top Left Corner
- STR** - Side Top Right Corner
- BL** - Bottom Left Corner
- BR** - Bottom Right Corner
- SBL** - Side Bottom Left Corner
- SBR** - Side Bottom Right Corner



L. POWER SUPPLY INFO

- PI** - Plug In, DC Jack
- DPI** - Dimmable Plug in w/ remote
- HW** - Hardwired, Bare
- DHW** - Dimmable Hardwired
- REM** - RGB Remote Control
- DMX** - DMX /DALI
- 0-10V** - 0-10V Dimmable Hardwire
- MAG** - Magnetic Dimmable Hardwire

M. CURVED LightPanel™ Radius

*Indicate Radius in inches

