



Product Specification Ordering Form

NAME:	PROJECT NAME:	ADDRESS:
-------	---------------	----------

PHONE:	PROJECT LOCATION:	CITY:
--------	-------------------	-------

EMAIL:	ANTICIPATED DELIVERY DATE:	ZIP CODE:
--------	----------------------------	-----------

COMPANY NAME:	PROJECT ARCHITECT:	FREIGHT METHOD:
---------------	--------------------	-----------------

PLEASE FILL OUT THIS FORM USING THE KEY ON THE FOLLOWING PAGE AND SAMPLE BELOW

	A	B	C1	C2	D	E	F	G	H	I	J	K	L	M
QTY	PANEL TYPE	LED POWER	DIMENSIONS (INCHES) TOP SIDE		COLOR TEMP	DIFFUSION OPAL	WATER-PROOF	LED SIDES	CORD COLOR	CORD LENGTH	UL RATING	CORD LOCATION	POWER SUPPLY	IF CURVED PANEL SPECIFY RADIUS (INCHES)
5	LP	SP-12V	48	50	2700	NO	YES	4SL	BC	ST	UL	TL	DHW	20



Product Specification Ordering Form

NAME: **Olivia** PROJECT NAME: **Cold Brew Coffee** ADDRESS: **856 Main St.**

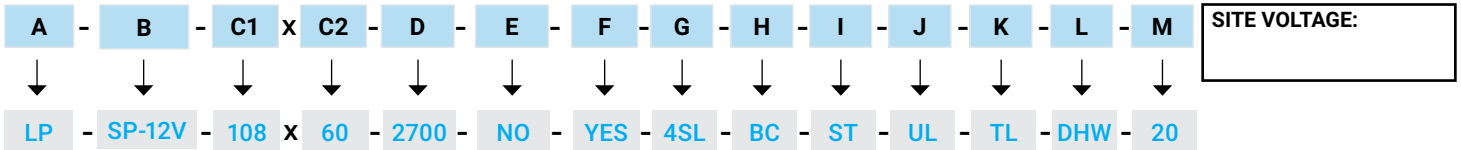
PHONE: **916.222.5555** PROJECT LOCATION: **CA** CITY: **Solang**

EMAIL: **info@lighting.com** ANTICIPATED DELIVERY DATE: **01.18.19** ZIP CODE: **93463**

COMPANY NAME: **Lighting Inc.** PROJECT ARCHITECT: **Fredrik & Associates** FREIGHT METHOD: **Air**

	A	B	C1	C2	D	E	F	G	H	I	J	K	L	M
QTY	PANEL TYPE	LED POWER	DIMENSIONS (INCHES) TOP SIDE		COLOR TEMP	DIFFUSION OPAL	WATER-PROOF	LED SIDES	CORD COLOR	CORD LENGTH	UL RATING	CORD LOCATION	POWER SUPPLY	IF CURVED PANEL SPECIFY RADIUS (INCHES)
5	LP	SP-12V	48	50	2700	NO	YES	4SL	BC	ST	UL	TL	DHW	20

EXAMPLE:



PLEASE FILL OUT THE FORM ON THE PREVIOUS PAGE USING THIS KEY AND SAMPLE ABOVE.

KEY:

A. PANEL TYPE

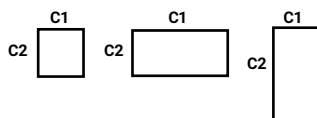
- LP - BASIC** LightPanel™ (use for CURVED Panel as well)
- LF - FRAMED**
LightPanel™ with C Channel 7/16"
LightPanel™ with J1 Channel 1/4"
LightPanel™ with J2 Channel 5/16"
- LF - MEDIA FRAME**
GRAPHIX LightPanel™ -3/4" x 3/4"
SLIM IMAGEART LightPanel™ -1 - 3/8" x 15/16"
IMAGEART LightPanel™ -1 - 3/8" x 1- 1/4"
WINDOW LightPanel™ with Square Profile
ACRYLIC LightPanel™ with Clear Acrylic Frame
MAGNETIC LightPanel™ with Magnetic Frame
FABRIK LightPanel™ eos Fabric Light Box
SKY LightPanel™ - Suspended Frame
- CP - CRYSTAL** LightPanel™
- CF - CRYSTAL** LightPanel™ with C Channel 7/16"

B. LED POWER

- SP-12V** - 12V Standard Power
- SP-24V** - 24V Standard Power
- HP-12V** - 12V High Power
- HP-24V** - 24V High Power

C. DIMENSIONS (GENERATED BY CLIENT)

- C1**- Top Dimension
- C2**- Side Dimension
- * For shapes indicated below, shapes that are not illustrated are considered custom and require CAD



D. COLOR TEMP

- 2400** - 2400K
- 2700** - 2700K
- 3000** - 3000K
- 3500** - 3500K
- 4000** - 4000K
- 4400** - 4400K
- 4800** - 4800K
- 5300** - 5300K
- 6500** - 6500K
- 7500** - 7500K
- UV** - Ultraviolet
- RGB** - Color Changing
- RGBW** - Color Changing + White
- CT**- Color Tuning

E. OPTIONAL 2MM DIFFUSION COVER

- Y**-Yes
- N**-No

F. WATERPROOF

- Y**-Yes
- N**-No

G. LED SIDES

- 1SL** - One Side
- 2SL** - Two Sides
- 3SL** - Three Sides
- 4SL** - Four Sides

H. POWER CORD COLOR

- BC** - Black
- WC** - White

I. POWER CORD LENGTH

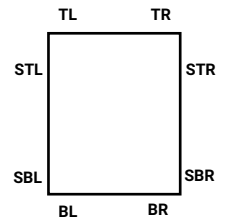
- ST** - Standard -9.8 ft.
- CT** - Custom Length ____ ft.

J. UL RATING

- UL** - Architectural Lighting
- UR** - Signage

K. POWER CORD EXIT

- TL** - Top Left Corner
- TR** - Top Right Corner
- STL** - Side Top Left Corner
- STR** - Side Top Right Corner
- BL** - Bottom Left Corner
- BR** - Bottom Right Corner
- SBL** - Side Bottom Left Corner
- SBR** - Side Bottom Right Corner



L. POWER SUPPLY INFO

- PI** - Plug In, DC Jack
- DPI** - Dimmable Plug in w/ remote
- HW** - Hardwired, Bare
- DHW** - Dimmable Hardwired
- REM** - RGB Remote Control
- DMX** - DMX /DALI
- 0-10V** - 0-10V Dimmable Hardwire
- MAG** - Magnetic Dimmable Hardwire

M. CURVED LightPanel™ Radius

*Indicate Radius in inches