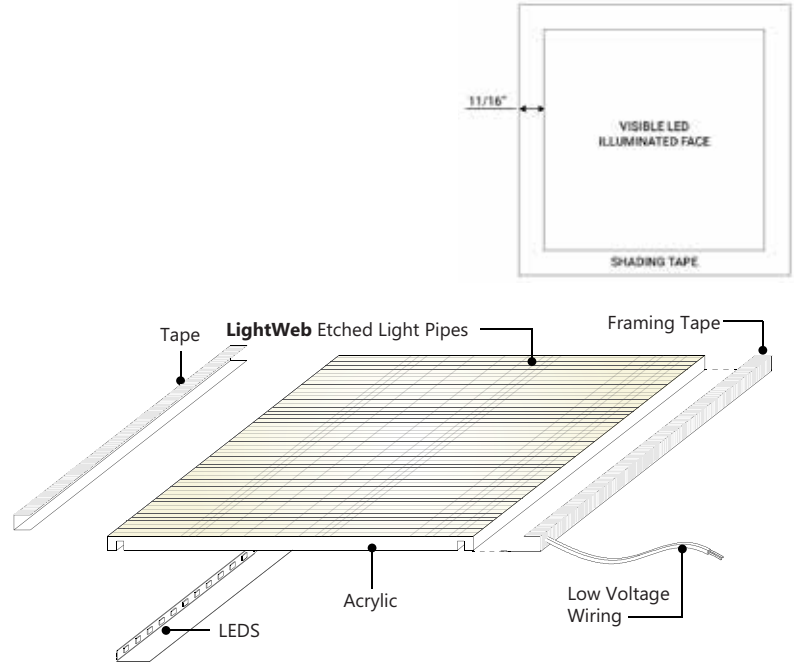




WATERPROOF LightPanel™ System



General Specifications

LIGHT WEB TECHNOLOGY™:

3D etched patterns to evenly distribute light throughout the panel. Patterns available are GRID, DOT and MICRODOT™

MAXIMUM SIZE:

(A) 120" X 63" - 13'-1" X 5'-3"

MINIMUM SIZE:

1" X 2" (Ideal for Cove and Accent Lighting)

THICKNESS:

7/16"

LONG LIFE:

Over 50,000 hours = Nearly 12 years based on 12 hours a day. Once installed, the LightPanel™ System is virtually maintenance free.

WATTAGE:

4.3 W/Ft. - 12V / 24V Standard Power
8.6 W/Ft. 12V High Power Double Strand (HPDS)
5 W/ Ft. - 24V - High Power

POWER OUTPUT:

12VDC or 24VDC Standard and High Power

INPUT VOLTAGE:

100V TO 480V

DIMMABLE:

The system is dimmable to <10% when matched with Dimmable Power Supplies

*hardwired MLV, 0-10V, or remote control plug in.

LEDs:

ANSI Binned LEDs from Tier 1 Suppliers
LED CRI > 80
LED CRT - 2400K - 6500K

HOSPITAL AND MRI SAFE:

The system contains non ferrous materials, making the LightPanel™ safe for MRI suites. The LightPanel™ Power supply must be installed remotely, up to 30 feet from the application.

APPROVALS AND CERTIFICATIONS:

The LightPanel™ System is UL approved or UL Recognized depending on Panel Application.

All power supplies are UL / ETL listed



Optional Specifications

MULTIPLE PANEL MOUNTING OPTIONS:

- a. Z Clips
- b. Stand Offs
- c. Pre-Drilled
- d. All are drillable on site
- e. Key-Hole Frames
- f. Mirror Clips
- g. Pendant Cable Mounts

COLOR TEMPERATURES:

2400K	4800K
2700K	5300K
3500K	6500K
4000K	7500K UV (Ultraviolet)
4400K	RGB, RGBW and Color Tuning



Product Specification Ordering Form

NAME:	PROJECT NAME:	ADDRESS:
PHONE:	PROJECT LOCATION:	CITY:
EMAIL:	ANTICIPATED DELIVERY DATE:	ZIP CODE:
COMPANY NAME:	PROJECT ARCHITECT:	FREIGHT METHOD:

	A	B	C1	C2	D	E	F	G	H	I	J	K	L	M
QTY	PANEL TYPE	LED POWER	DIMENSIONS (INCHES) TOP SIDE		COLOR TEMP	DIFFUSER	WATER-PROOF	LED SIDES	CORD COLOR	CORD LENGTH	UL RATING	CORD LOCATION	POWER SUPPLY	IF CURVED PANEL SPECIFY RADIUS (INCHES)
5	LP	SP-12V	48	50	2700	NO	YES	4SL	BC	ST	UL	TL	DHW	20

EXAMPLE:

A	-	B	-	C1	x	C2	-	D	-	E	-	F	-	G	-	H	-	I	-	J	-	K	-	L	-	M	SITE VOLTAGE:	
↓		↓		↓		↓		↓		↓		↓		↓		↓		↓		↓		↓		↓		↓		
LP	-	SP-12V	-	108	x	60	-	2700	-	NO	-	YES	-	4SL	-	BC	-	ST	-	UL	-	TL	-	DHW	-	20		

KEY:

A. PANEL TYPE

- LP - BASIC** LightPanel™ (use for CURVED Panel as well)
- LF - FRAMED**
LightPanel™ with C Channel 7/16"
LightPanel™ with J1 Channel 1/4"
LightPanel™ with J2 Channel 5/16"
- LF - MEDIA FRAME**
GRAPHIX LightPanel™ -3/4" x 3/4"
SLIM IMAGEART LightPanel™ -1 - 3/8" x 15/16"
IMAGEART LightPanel™ -1 - 3/8" x 1 - 1/4"
WINDOW LightPanel™ with Square Profile
ACRYLIC LightPanel™ with Clear Acrylic Frame
MAGNETIC LightPanel™ with Magnetic Frame
FABRIK LightPanel™ eos Fabric Light Box
SKY LightPanel™ - Suspended Frame
- CP - CRYSTAL** LightPanel™
- CF - CRYSTAL** LightPanel™ with C Channel 7/16"

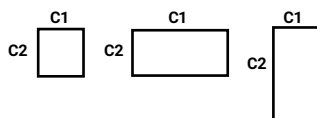
B. LED POWER

- SP-12V** - 12V Standard Power
- SP-24V** - 24V Standard Power
- HP-12V** - 12V High Power
- HP-24V** - 24V High Power

C. DIMENSIONS (GENERATED BY CLIENT)

- C1** - Top Dimension
- C2** - Side Dimension

* For shapes indicated below, shapes that are not illustrated are considered custom and require CAD



D. COLOR TEMP

- 2400** - 2400K
- 2700** - 2700K
- 3000** - 3000K
- 3500** - 3500K
- 4000** - 4000K
- 4400** - 4400K
- 4800** - 4800K
- 5300** - 5300K
- 6500** - 6500K
- 7500** - 7500K
- UV** - Ultraviolet
- RGB** - Color Changing
- RGBW** - Color Changing + White
- CT** - Color Tuning

E. OPTIONAL 2MM DIFFUSION COVER

- Y**-Yes
- N**-No

F. WATERPROOF

- Y**-Yes
- N**-No

G. LED SIDES

- 1SL** - One Side
- 2SL** - Two Sides
- 3SL** - Three Sides
- 4SL** - Four Sides

H. POWER CORD COLOR

- BC** - Black
- WC** - White

I. POWER CORD LENGTH

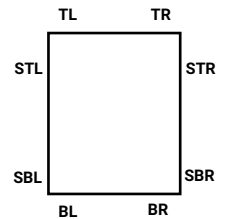
- ST** - Standard -9.8 ft.
- CT** - Custom Length ____ ft.

J. UL RATING

- UL** - Architectural Lighting
- UR** - Signage

K. POWER CORD EXIT

- TL** - Top Left Corner
- TR** - Top Right Corner
- STL** - Side Top Left Corner
- STR** - Side Top Right Corner
- BL** - Bottom Left Corner
- BR** - Bottom Right Corner
- SBL** - Side Bottom Left Corner
- SBR** - Side Bottom Right Corner



L. POWER SUPPLY INFO

- PI** - Plug In, DC Jack
- DPI** - Dimmable Plug in w/ remote
- HW** - Hardwired, Bare
- DHW** - Dimmable Hardwired
- REM** - RGB Remote Control
- DMX** - DMX /DALI
- 0-10V** - 0-10V Dimmable Hardwire
- MAG** - Magnetic Dimmable Hardwire

M. CURVED LightPanel™ Radius

*Indicate Radius in inches