





WATERPROOF CLOUD MEDIA FRAME

The **WATERPROOF CLOUD MEDIA FRAME** is a ceiling fixture designed to hold an eos LightPanel™ with a diffuser in a single aluminum profile assembly.

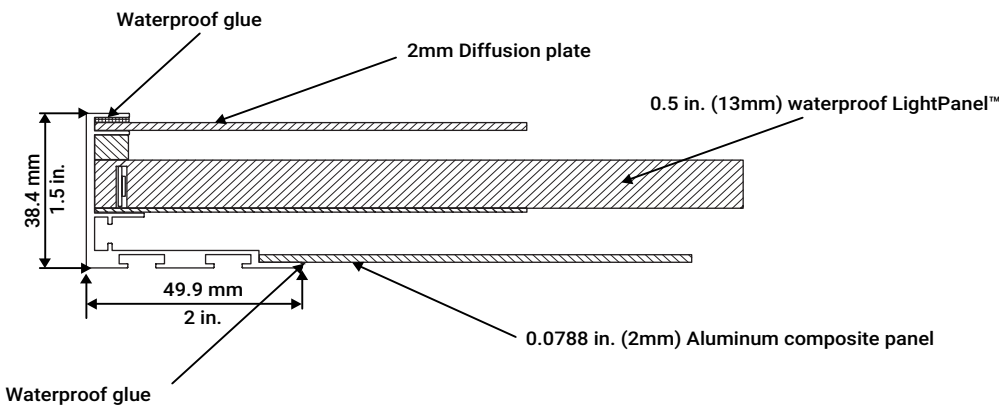
The **WATERPROOF CLOUD MEDIA FRAME** is a square aluminum profile ceiling fixture with a clean modern aesthetic. Available in glossy and matte finish options. The **WATERPROOF CLOUD MEDIA FRAME** can be suspended or used as a flush ceiling fixture or awning.

Suitable for the following applications:

Hospitality, Retail, Healthcare, Residential, Bars , Restaurants, Commercial Interiors. Available in waterproof options for exterior applications.



RGBW Option



Other Color Temperatures:

- | | |
|-------|------------------------|
| 2400K | 4800K |
| 2700K | 5300K |
| 3500K | 6500K |
| 4000K | 7500K UV (Ultraviolet) |
| 4400K | RGB, RGBW |
| | Color Tuning |



Back of WATERPROOF CLOUD MEDIA FRAME

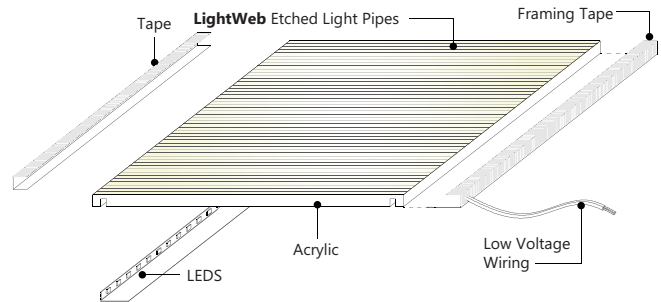



Front of WATERPROOF CLOUD MEDIA FRAME



Suspended detail WATERPROOF CLOUD MEDIA FRAME

General Specifications (LightPanel™ Only)



LIGHT WEB TECHNOLOGY™:

3D etched patterns to evenly distribute light throughout the panel. Patterns available are GRID, DOT and MICRODOT™

THICKNESS:

5/8"

LONG LIFE:

Over 50,000 hours = Nearly 12 years based on 12 hours a day. Once installed, the LightPanel™ System is virtually maintenance free.

WATTAGE:

4.3 W/Ft. - 12V / 24V Standard Power

5 W/ Ft. - 24V - High Power

*ask eos specialist for information on 4400k, RGB, RGBW and Color Tuning options.

POWER OUTPUT:

12VDC or 24VDC

INPUT VOLTAGE:

100V TO 480V

DIMMABLE:

The system is dimmable to <10% when matched with Dimmable Power Supplies

COMPATIBLE POWER SUPPLIES:

DMX-Compatible
DALI Compatible
Phase Dimming
0-10V Dimmable
Non dimmable

SERVICE AND INSTALLATION:

Field Serviceable, typically LEDs can be replaced in the field. The LightPanel™ System can be predrilled by our production team with customer's specifications.

ADDITIONAL FEATURES:

Standard 12V / 24V Standard Power or 12V / 24V High Power depending on the application and color temperature selected.

LEDs:

ANSI Binned LEDs from Tier 1 Suppliers

LED CRI > 80

LED CRT - 2400K - 6500K

DAMP LOCATION:

All panels are damp Location Rated when driven with a Class 2 Power Supply

HOSPITAL AND MRI SAFE:

The system contains non ferrous materials, making the LightPanel™ safe for MRI suites. The LightPanel™ Power supply must be installed remotely, up to 30 feet from the application.

APPROVALS AND CERTIFICATIONS:

The LightPanel™ System is UL approved. All power supplies are UL / ETL listed.

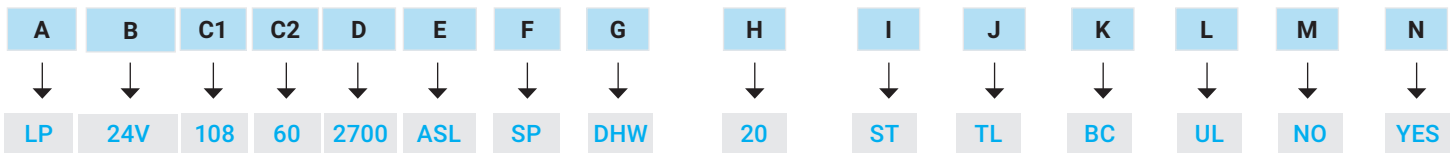




Product Specification Ordering Form

NAME:			PROJECT NAME:			ADDRESS:		
PHONE:			PROJECT LOCATION:			CITY:		
EMAIL:			ANTICIPATED DELIVERY DATE:			ZIP CODE:		
COMPANY NAME:			PROJECT ARCHITECT:			FREIGHT METHOD:		

QTY	A	B	C1	C2	D	E	F	G	H	I	J	K	L	M	N
	PANEL TYPE	VOLTAGE	DIMENSIONS (INCHES) TOP SIDE		COLOR TEMP	LED SIDES	LED POWER	POWER SUPPLY	IF CURVED PANEL SPECIFY RADIUS (INCHES)	CORD LENGTH	CORD LOCATION	CORD COLOR	UL RATING	DIFFUSER	WATER-PROOF
5	LP	24V	48	50	2700	ASL	SP	DHW	20	ST	TL	BC	UL	NO	YES



PLEASE FILL OUT THE FORM ON THE PREVIOUS PAGE USING THIS KEY AND SAMPLE ABOVE

KEY:

A. PANEL TYPE

LP - BASIC LightPanel™ (use for CURVED Panel as well)

LF - FRAMED

LightPanel™ with C Channel 7/16"

LightPanel™ with J1 Channel 1/4"

LightPanel™ with J2 Channel 5/16"

LF - MEDIA FRAME

GRAPHIX LightPanel™ -3/4" x 3/4"

SLIM IMAGEART LightPanel™ -1 - 3/8" x 15/16"

IMAGEART LightPanel™ -1 - 3/8" x 1 - 1/4"

WINDOW LightPanel™ with Square Profile

ACRYLIC LightPanel™ with Clear Acrylic Frame

MAGNETIC LightPanel™ with Magnetic Frame

FABRIK LightPanel™ eos Fabric Light Box

SKY LightPanel™ - Suspended Frame

CP - CRYSTAL LightPanel™

CF - CRYSTAL LightPanel™ with C Channel 7/16"

B. VOLTAGE

12V - 12V

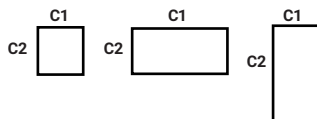
24V - 24V

C. DIMENSIONS (GENERATED BY CLIENT)

C1- Top Dimension

C2- Side Dimension

* For shapes indicated below, shapes that are not illustrated are considered custom and require CAD



D. COLOR TEMP

2400 - 2400K

2700 - 2700K

3000 - 3000K

3500 - 3500K

4000 - 4000K

4400 - 4400K

4800 - 4800K

5300 - 5300K

6500 - 6500K

7500 - 7500K

UV - Ultraviolet

RGB - Color Changing

RGBW - Color Changing + White

CT- Color Tuning

E. LED SIDES

1SL - One Side

2SL - Two Sides

3SL - Three Sides

4SL - Four Sides

F. LED POWER

SP- Standard Power

HP- High Power

G. POWER SUPPLY INFO

PI - Plug In, DC Jack

DPI - Dimmable Plug in w/ remote

HW - Hardwired, Bare

DHW - Dimmable Hardwired

REM - RGB Remote Control

DMX - DMX /DALI

0-10V - 0-10V Dimmable Hardwire

MAG - Magnetic Dimmable Hardwire

H. CURVED LightPanel™ Radius

*Indicate Radius in inches

I. POWER CORD LENGTH

ST - Standard -9.8 ft.

CT - Custom Length ____ ft.

J. POWER CORD EXIT

TL - Top Left Corner

TR - Top Right Corner

STL - Side Top Left Corner

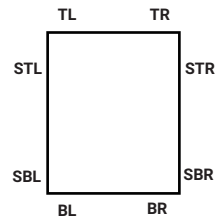
STR - Side Top Right Corner

BL - Bottom Left Corner

BR - Bottom Right Corner

SBL - Side Bottom Left Corner

SBR - Side Bottom Right Corner



K. POWER CORD COLOR

BC - Black

WC - White

L. UL RATING

UL - Architectural Lighting

UR - Signage

M. OPTIONAL 2MM DIFFUSION COVER

Y-Yes

N-No

N. WATERPROOF

Y-Yes

N-No