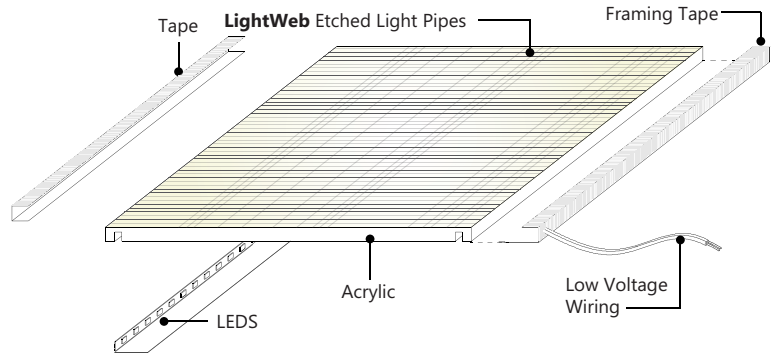
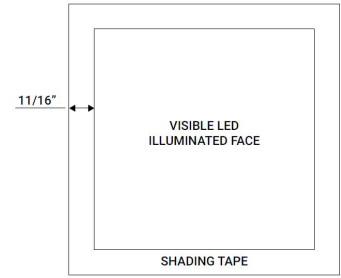




# WATERPROOF LightPanel™ System



## General Specifications

### LIGHT WEB TECHNOLOGY™:

3D etched patterns to evenly distribute light throughout the panel. Patterns available are GRID, DOT and MICRODOT™

### MAXIMUM SIZE:

(A) 120" X 63" - 13'-1" X 5'-3"

### MINIMUM SIZE:

1" X 2" (Ideal for Cove and Accent Lighting)

### THICKNESS:

7/16"

### LONG LIFE:

Over 50,000 hours = Nearly 12 years based on 12 hours a day. Once installed, the LightPanel™ System is virtually maintenance free.

### WATTAGE:

4.3 W/Ft. -12V / 24V Standard Power  
8.6 W/Ft. 12V High Power Double Strand (HPDS)  
5 W/ Ft. - 24V - High Power

### POWER OUTPUT:

12VDC or 24VDC Standard and High Power

### INPUT VOLTAGE:

100V TO 480V

### DIMMABLE:

The system is dimmable to <10% when matched with Dimmable Power Supplies

### LEDs:

ANSI Binned LEDs from Tier 1 Suppliers  
LED CRI > 80  
LED CRT - 2400K - 6500K

### COMPATIBLE POWER SUPPLIES:

DMX-Compatible  
DALI Compatible  
Phase Dimming  
0-10V Dimmable  
Non dimmable

### HOSPITAL AND MRI SAFE:

The system contains non ferrous materials, making the LightPanel™ safe for MRI suites. The LightPanel™ Power supply must be installed remotely, up to 30 feet from the application.

### APPROVALS AND CERTIFICATIONS:

The LightPanel™ System is UL approved or UL Recognized depending on Panel Application.

All power supplies are UL / ETL listed



## Optional Specifications

### MULTIPLE PANEL MOUNTING OPTIONS:

- a. Z Clips
- b. Stand Offs
- c. Pre-Drilled
- d. All are drillable on site
- e. Key-Hole Frames
- f. Mirror Clips
- g. Pendant Cable Mounts

### COLOR TEMPERATURES:

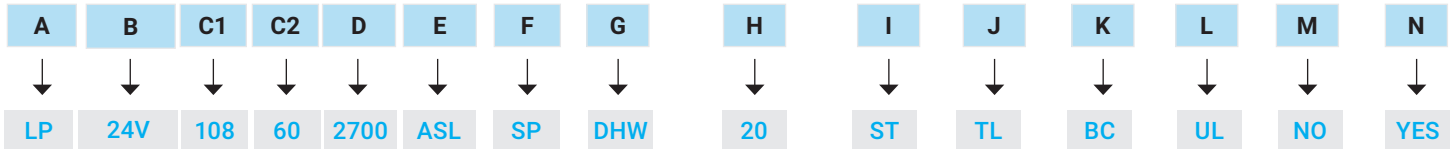
2400K	4800K
2700K	5300K
3500K	6500K
4000K	7500K UV (Ultraviolet)
4400K	RGB, RGBW and Color Tuning



# Product Specification Ordering Form

NAME:			PROJECT NAME:			ADDRESS:		
PHONE:			PROJECT LOCATION:			CITY:		
EMAIL:			ANTICIPATED DELIVERY DATE:			ZIP CODE:		
COMPANY NAME:			PROJECT ARCHITECT:			FREIGHT METHOD:		

	A	B	C1	C2	D	E	F	G	H	I	J	K	L	M	N
QTY	PANEL TYPE	VOLTAGE	DIMENSIONS (INCHES) TOP SIDE		COLOR TEMP	LED SIDES	LED POWER	POWER SUPPLY	IF CURVED PANEL SPECIFY RADIUS (INCHES)	CORD LENGTH	CORD LOCATION	CORD COLOR	UL RATING	DIFFUSER	WATER-PROOF
5	LP	24V	48	50	2700	ASL	SP	DHW	20	ST	TL	BC	UL	NO	YES



PLEASE FILL OUT THE FORM ON THE PREVIOUS PAGE USING THIS KEY AND SAMPLE ABOVE

**KEY:**

**A. PANEL TYPE**

- LP - BASIC** LightPanel™ (use for CURVED Panel as well)
- LF - FRAMED**  
LightPanel™ with C Channel 7/16"  
LightPanel™ with J1 Channel 1/4"  
LightPanel™ with J2 Channel 5/16"
- LF - MEDIA FRAME**  
GRAPHIX LightPanel™ -3/4" x 3/4"  
SLIM IMAGEART LightPanel™ -1 - 3/8" x 15/16"  
IMAGEART LightPanel™ -1 - 3/8" x 1- 1/4"  
WINDOW LightPanel™ with Square Profile  
ACRYLIC LightPanel™ with Clear Acrylic Frame  
MAGNETIC LightPanel™ with Magnetic Frame  
FABRIK LightPanel™ eos Fabric Light Box  
SKY LightPanel™ - Suspended Frame
- CP - CRYSTAL** LightPanel™
- CF - CRYSTAL** LightPanel™ with C Channel 7/16"

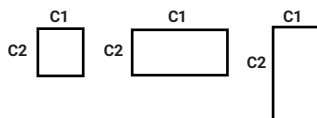
**B. VOLTAGE**

- 12V** - 12V
- 24V** - 24V

**C. DIMENSIONS (GENERATED BY CLIENT)**

- C1**- Top Dimension
- C2**- Side Dimension

\* For shapes indicated below, shapes that are not illustrated are considered custom and require CAD



**D. COLOR TEMP**

- 2400** - 2400K
- 2700** - 2700K
- 3000** - 3000K
- 3500** - 3500K
- 4000**- 4000K
- 4400** - 4400K
- 4800** - 4800K
- 5300** - 5300K
- 6500** - 6500K
- 7500** - 7500K
- UV** - Ultraviolet
- RGB** - Color Changing
- RGBW** - Color Changing + White
- CT**- Color Tuning

**E. LED SIDES**

- 1SL** - One Side
- 2SL** - Two Sides
- 3SL** - Three Sides
- 4SL** - Four Sides

**F. LED POWER**

- SP**- Standard Power
- HP**- High Power

**G. POWER SUPPLY INFO**

- PI** - Plug In, DC Jack
- DPI** - Dimmable Plug in w/ remote
- HW** - Hardwired, Bare
- DHW** - Dimmable Hardwired
- REM** - RGB Remote Control
- DMX** - DMX /DALI
- 0-10V** - 0-10V Dimmable Hardwire
- MAG** - Magnetic Dimmable Hardwire

**H. CURVED LightPanel™ Radius**

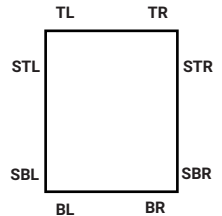
\*Indicate Radius in inches

**I. POWER CORD LENGTH**

- ST** - Standard -9.8 ft.
- CT** - Custom Length \_\_\_\_ ft.

**J. POWER CORD EXIT**

- TL** - Top Left Corner
- TR**- Top Right Corner
- STL** - Side Top Left Corner
- STR** - Side Top Right Corner
- BL** - Bottom Left Corner
- BR** - Bottom Right Corner
- SBL** - Side Bottom Left Corner
- SBR** - Side Bottom Right Corner



**K. POWER CORD COLOR**

- BC** - Black
- WC** - White

**L. UL RATING**

- UL** - Architectural Lighting
- UR** - Signage

**M. OPTIONAL 2MM DIFFUSION COVER**

- Y**-Yes
- N**-No

**N. WATERPROOF**

- Y**-Yes
- N**-No